




NAVIANCE


The Counseling Department is pleased to introduce NAVIANCE, a web-based service designed for students to assist them in their exploration of personal interests, colleges and careers. NAVIANCE will also be an integral component of the college application process when students enter PMHS as all school documents (transcripts, teacher recommendations, etc.) will be sent to colleges electronically within the NAVIANCE system.

The NAVIANCE experience begins with the activation of your NAVIANCE account. Your child has been given a registration code and may begin his or her experience at any time. Parents who wish to participate may also create an account so that they can monitor their child's activities in NAVIANCE. Call the Counseling Office if you are interested in obtaining your registration code.

Navigate to our NAVIANCE webpage at:

<https://student.naviance.com/pat-med>

 Naviance | Student

**Patchogue-Medford School District**
Where Education Is Met With Excellence!

Welcome to Naviance Student

Email

Password

☐ Remember me [Forgot your password?](#)


Login


[Need additional help?](#)

Are you new here?

[I need to register](#)

Patchogue-Medford High School
181 Buffalo Avenue
Medford, NY 11763-3797
p: (631) 687-6530
[Privacy Policy](#)

 Naviance | Student

**Patchogue-Medford School District**
Where Education Is Met With Excellence!

Welcome to Naviance Student

Email

Password

☐ Remember me [Forgot your password?](#)

Login

[Need additional help?](#)

Are you new here?

[I need to register](#)

Patchogue-Medford High School
181 Buffalo Avenue
Medford, NY 11763-3797
p: (631) 687-6530
[Privacy Policy](#)

[Click here to register](#)

[← Back to login](#)


Enter your registration code.
Contact the counseling office
at your school if you need a
registration code.

Register

Enter the registration code given to you by your counselor.

Registration code

XXXXXX

Register

Are you new here?

[I need to register](#)

Patchogue-Medford High School
181 Buffalo Avenue
Medford, NY 11763-3797
p: (631) 687-6530
[Privacy Policy](#)



Create Account

Enter your email and create a password to complete your account.

Please enter your e-mail address and create a password to complete your account. A password is required.

Enter email

Create Password

SHOW

Passwords are case-sensitive and must be at least 6 characters. They cannot contain blank spaces.

Privacy Statement

We will maintain the privacy of your name, e-mail address, and other information in accordance with our [Terms of Service and Privacy Statement](#).

We strongly suggest that you review these terms with your parent or guardian. If you have questions, please contact your counselor.

Enter your email address, create a
password and click continue...

Are you new here?

[I need to register](#)

Patchogue-Medford High School
181 Buffalo Avenue
Medford, NY 11763-3797
p: (631) 687-6530
[Privacy Policy](#)

Continue

- Note that Middle Schools and the High School Display different content.
- High School content appears in this tutorial.

Naviance | Student

Welcome, Sammy!

Search for Colleges

Type in a college to do a quick search

Choose a tab to explore features of NAVIANCE

Home Colleges Careers About Me My Planner

SEARCH

Welcome

Welcome to NAVIANCE Student!

Scroll to the bottom of this page for important PMHS links, pages and updates...

Read more

Important To-Dos and Tasks

Relax, you have no overdue or upcoming to-dos and tasks. However, you can get ahead by going to My Planner to see what's next or create a goal or to-do.

Go to My Planner

Resources to get ready

Document Resources

My Favorites

- COLLEGES I'm thinking about
- COLLEGES I'm applying to
- CAREERS AND CLUSTERS I'm thinking about

What's New

- Farmingdale State College will be visiting your school on Friday, December 7th, 2018 at 9:00 am more info / register
- Mercy College - All Campuses will be visiting your school on Friday, November 30th, 2018 at 9:00 am more info / register
- St. Joseph's College - Long Island Campus will be visiting your school on Thursday, November 15th, 2018 at 9:00 am more info / register

Show more

New items are posted here, including updates on colleges visiting PMHS

Click "View all from my school" to see a list of all Links, Pages and Updates. The homepage only shows a maximum of 4 entries in each category. You will miss important information if you do not click "View all from my school."

From My School

LINKS

- Text Updates
- PMHS Home Page
- Counselor Directory
- College Planning
- Teacher Rec. Form

PAGES

- Programming '18-'19
- AP Exam Information
- NAVIANCE Info/Forms
- College/Career News
- Top 10 Websites
- Common App tutorial
- SAT/ACT Information
- Career Information
- Financial Aid
- Class Visits
- Parent Night Info
- Program of Studies
- Scholarships/Awards

UPDATES

- Subscribe to Text Message Updates
- Free Online SAT/ACT Test Prep

View all from my school

Naviance | Student

Home Colleges Careers About Me My Planner

From my school

LINKS

- Text Updates
- PMHS Home Page
- Counselor Directory
- College Planning
- Teacher Rec. Form

PAGES

- Programming '18-'19
- AP Exam Information
- NAVIANCE Info/Forms
- College/Career News
- Top 10 Websites
- Common App tutorial
- SAT/ACT Information
- Career Information
- Financial Aid
- Class Visits
- Parent Night Info
- Program of Studies
- Scholarships/Awards

UPDATES

- Subscribe to Text Message Updates
- Free Online SAT/ACT Test Prep

This is an example of the expanded view when you click "Show all from my school." Note the additional information that is not available on the homepage.

Click on the COLLEGES tab to explore colleges, view scheduled college visits to our school, link to a number of college-related resources and request transcripts and teacher recommendations when applying to colleges. *Note that only seniors should request that transcripts and teacher recommendations be sent to colleges.*

Naviance | Student

Home Colleges Careers About Me My Planner

Welcome, Sammy !

Search for Colleges ▼

Type a college name SEARCH

Welcome

Welcome to NAVIANCE Student!

Scroll to the bottom of this page for important PMHS links, pages and updates...

Read more

Important To-Dos and Tasks

My Favorites

- COLLEGES I'm thinking about
- COLLEGES I'm applying to
- CAREERS AND CLUSTERS I'm thinking about

What's New

Find Your Fit

- SuperMatch®
- College Match
- Scattergrams
- Advanced College Search
- College Lookup

Show less

Apply to Colleges

- COLLEGES I'm applying to
- Letters of Recommendation
- College Events
- Manage Transcripts
- Test scores

Show less

College Visits

SEPTEMBER Tue 18 11:30AM Fashion Institute of Design and Merchandising - Orange County

SEPTEMBER Fri 21 09:00AM Roger Williams University

Research Colleges

- COLLEGES I'm Thinking About
- College Compare
- College Resources
- Acceptance History
- Enrichment Programs
- College Maps

Show less

Scholarships and Money

- SCHOLARSHIPS I'm Applying To
- Scholarship List
- Scholarship Match
- National Scholarship Search

Show less

Click on any item to navigate to an expanded view to find colleges, research colleges, apply to colleges, attend college visits at PMHS and search for scholarships.

Click on the CAREERS tab to explore careers and complete a Career Interest Profiler. The results of the quiz will give your child a list of potential careers. Click on the careers to explore the daily tasks, skills, education requirements, and average salaries of these careers.

Roadtrip Nation contains video archives of interviews with leaders who have built their lives around their interests.

The screenshot shows the Naviance Student interface. At the top, the header includes the Naviance logo, the word "Student", and navigation links for Home, Colleges, Careers, About Me, and My Planner. Below the header is a "Careers" section with a search bar labeled "Type a career" and a "SEARCH" button. Underneath the search bar is a link for "MORE CAREER SEARCH OPTIONS".

On the left side, there is a section titled "Explore Careers and Interests" which contains three links: "CAREERS AND CLUSTERS I'm thinking about", "Career Cluster Finder", and "Career Interest Profiler". A green arrow points from a text box below to the "Career Interest Profiler" link.

On the right side, there is a section titled "Roadtrip Nation Interview Archive" featuring a video player with the "roadtrip nation" logo. Below the video player, the text "What's in the Archive?" is followed by a paragraph: "Roadtrip Nation has gone on 52 roadtrips and interviewed 700 leaders creating 5,466 videos on struggle, triumph, and self-discovery that have been broken into 48 themes and 29 interests". A green arrow points from the same text box below to the "Explore More" button.

At the bottom center, a green-bordered text box contains the text: "Explore careers, complete a Career Interest Profiler and view videos in Roadtrip Nation...".

Click on the ABOUT ME tab to create a success plan, explore strengths, create a resume to be used in the college admissions process and more...

Work may begin on the resume at any time to enter relevant skills, achievements and work experience. This should be updated regularly according to new activities and experiences.

The screenshot shows the Naviance Student 'About Me' page. At the top, a teal header contains the Naviance logo and 'Student' text, with navigation links for Home, Colleges, Careers, About Me (selected), and My Planner. Below the header, a purple circle with 'SS' represents the student, with the name 'Sammy Student' and 'Class of 2019' below it. A navigation bar includes links for Account, Resume, Test Scores, and Portfolio. Four green callout boxes with arrows point to specific features: 'Build a resume' points to the Resume link; 'Check your account info' points to the Account link; 'Review your SAT, ACT and AP Scores' points to the Test Scores link; and 'Supplement career search and interests with the Career Cluster Finder and Strengths Explorer' points to the 'Career Cluster Finder' link in the 'Assessments to Take' section. The main content area is divided into four panels: 'My Surveys' (with 'Surveys Progress' and 'Surveys to Take' sections), 'My Assessments' (with 'Assessments in Progress' and 'Assessments to Take' sections), 'My Postsecondary Plans' (with 'COLLEGES' and 'CAREERS AND CLUSTERS' sections), and 'My Journal' (with 'No journals found. Try adding one.' and a 'See all Journal Entries' button).

Have fun with NAVIANCE !

Contact the Counseling Department
with any questions...

Naviance and the College Application Process

The following instructions are for **SENIORS** as they use NAVIANCE to request transcripts and teacher recommendations to send to colleges to which they have applied.

Note that many colleges have streamlined their application process by using the online version of the Common Application. This application is available at the website www.commonapp.org. For students choosing to use the Common Application, the first step in the application process is to create an account on this website. Once an account has been created, the application may be completed. The Common Application only needs to be completed once – the information is saved for every school to which the student applies. The Common Application should be completed **before** requesting transcripts and teacher recommendations in NAVIANCE. **In order for the Common Application and NAVIANCE to integrate data successfully, it is very important that the student name and email address match exactly in both accounts. Check your name as it appears in NAVIANCE (which should be your full legal name) before creating your Common Application account.** Seniors can access a video tutorial on the matching process between Common Application & NAVIANCE via the link on the NAVIANCE homepage.

Using the Common Application is not the only way to apply to colleges. For example, if applying only to SUNY schools, the SUNY application may be used. Ask your counselor about whether or not the Common Application will serve your interests best.

Students using The Common Application and NAVIANCE are required to complete a FERPA waiver in addition to the Patchogue-Medford Authorization to Release Transcripts / Academic Records Form. This form is available via a link on the NAVIANCE homepage. When completing the FERPA waiver, the Counseling Department recommends that students waive their right to view teacher recommendations as this is preferred by college admissions offices to encourage accurate assessments which help to maintain the integrity of the college admissions process.

*Note that the *Patchogue-Medford Authorization to Release Transcripts / Academic Records* form advises you that the Counseling Department does not send SAT, ACT or AP Scores to any colleges or scholarship sources as these scores are not official Patchogue-Medford High School documents. These scores are the property of the student and applicable test agency. The student is responsible for contacting the appropriate testing agency to request that scores be released to colleges/scholarship sources.

The screenshot shows the Naviance Student homepage. At the top, the navigation bar includes 'Home', 'Colleges', 'Careers', 'About Me', and 'My Planner'. The main header area has a teal background with the Naviance logo and 'Student' text. Below this, a dark blue bar contains the text 'Colleges I'm applying to' and a search bar labeled 'Search for colleges'. A prominent pink banner message states: 'It looks like you are not currently able to apply to Common App schools. Match your Common App account to Naviance Student account to get started.' A green callout box with an arrow points to this message, stating: 'If using the Common App, first complete the Common App and then Match Accounts. The schools to which you applied via the Common App will then appear in NAVIANCE'. To the right of the pink banner is a 'Match Accounts' button. Below the pink banner is a yellow banner with a message: 'Your parent/guardian must give you consent for you to request transcripts. Contact your counseling office if you think this is a mistake'. A green callout box with an arrow points to this message, stating: 'If you see this message you must complete the PMHS Authorization to send Transcript/Academic Records form which is available for download on your NAVIANCE homepage. Bring the completed form to the Counseling Office.' To the right of the yellow banner is a 'Request transcripts here' button. Below the yellow banner is a white bar with a green callout box stating: 'When not using the Common App, add colleges to your list by clicking here.' pointing to a '+' button. Below this bar are links for 'Manage Transcripts' and 'Compare Me'. Further down, there is a section titled 'College that I'm attending:' with a dropdown menu showing 'N/A' and an 'Update' button. A green callout box with an arrow points to the dropdown menu, stating: 'Click here to request letters of recommendation'. Below this is a section titled 'Letters of recommendation' with a paragraph of text: 'Some colleges require letters of recommendation to be submitted with your application. Please visit the [letters of recommendation section](#), accessible from the main colleges page, for more information'. A green callout box with an arrow points to this text.

Naviance | Student

Home Colleges Careers About Me My Planner

Cancel Add New College Application

Your parent/guardian must give consent for you to request transcripts. Contact your counseling office if you think this is a mistake.

Which college are you applying to?

Stony Brook University

Colleges already in your application list would be unavailable for selection.

App type

Regular Decision

I'll submit my application

I'm not sure yet

☐ I've submitted my application

Add Application

This page appears when you click the add college icon. Enter the name of the college to which you will apply.

Indicate the application type, ie. Early Decision, Regular, etc. (see your counselor with any questions)

Indicate whether or not you will apply directly to the institution or via the Common App.

Check this box if you have already submitted your application.

Click to add your application.

The following info appears after adding colleges...

This column indicates transcript request status. In this case, transcripts were not requested by the student. Click manage transcripts to request transcripts.

This column indicates send status. Pending means materials have not been sent.

This column indicates how the app was submitted. Click the "i" for the key.

+ = extended profile

College	Type	Deadline	Expected Difficulty*	Transcripts	Office materials	Submission Type	Application
<input type="checkbox"/> Stony Brook University	RD	Regular Decision	January 15	N/A	no request	Pending	Submitted
<input type="checkbox"/> Suffolk County Community College, Ammerman	RD	Regular Decision	-	N/A	no request	Pending	Unknown

This column indicates if the student submitted the application to the college. In order for a transcript to be sent by the counselor, the student must have indicated that the application was submitted AND the Transcripts column must also indicate requested. Without both conditions, the counselor will not send the transcript.

Student clicks here to edit the fields for each school

N/A

Update

College	Type	Deadline	Expected Difficulty*	Transcripts	Office materials	Submission Type	Application
<input type="checkbox"/> Stony Brook University	RD	Regular Decision	January 15	N/A	no request	Pending	Submitted
<input type="checkbox"/> Suffolk County Community College, Ammerman	RD	Regular Decision	-	N/A	no request	Pending	Unknown

When the college to be attended is decided upon, choose the college from the drop-down list and click update. Transcripts will be sent automatically to the college being attended in mid-July when final transcripts are available.

College that I'm attending:

N/A
Stony Brook University
Suffolk County Community College, Ammerman

Update

Letters of recommendation

Some colleges require letters of recommendation to be submitted with your application. Please visit the [letters of recommendation](#) section, accessible from the main colleges page, for more information

Seniors should request teacher recommendations as early as possible in the senior year. Late requests may not be completed by deadlines as many teachers receive requests for recommendations from many students. Students may request two teacher recommendations, though note that some colleges will only accept 1 or possibly none. It is the students' responsibility to note in NAVIANCE which recommendations are requested for each college. Students may only request more than two recommendations if required by the college.

Naviance | Student

HOME Colleges Careers About Me My Planner

Letters of recommendation

Your Requests

You can request new letters of recommendation and track the most recent status of your requests here.

Recommendation For + Deadline + Recommender(s) Status ⓘ Cancel Request

Add Request

Your recommendation requests will show up here.

Add Request

Seniors only can request a recommendation by clicking here.

Naviance | Student

HOME Colleges Careers About Me My Planner

Letters of recommendation

Add new request

Here you can ask a teacher to write you a letter of recommendation. If you don't have any colleges in your list yet, you may still make a request. Make sure you give your teachers plenty of time to write your recommendations!

1. Who would you like to write this recommendation?*

Select A Teacher

2. Select which colleges this request is for:*

☐ Choose **specific** colleges from your *Colleges I'm Applying To* list

☐ All current and future colleges I add to my *Colleges I'm Applying To* list ⓘ

3. Include a personal note to remind your recommender about your great qualities and any specifics about your request:

Note: Some teachers may request that you visit them and/or complete the Teacher Recommendation Information form which can be downloaded from your NAVIANCE homepage, "From My School" section. This form will take some time to complete and requires much thought. Your teacher will send you an email in reply to your recommendation request if the form/visit is required. Be sure to check your email regularly!

Cancel Submit Request

Select the teacher from the drop-down list

Choose the appropriate selection

This tutorial provides all of the basic information that you need relative to NAVIANCE and the college admission process. You are likely to have additional questions. Please contact your counselor at any time at 687-6530.